



# Region 6

## Education & Training Outlook

### Occupational Projections 2020-2030

Alabama Department of Labor  
Labor Market Information Division

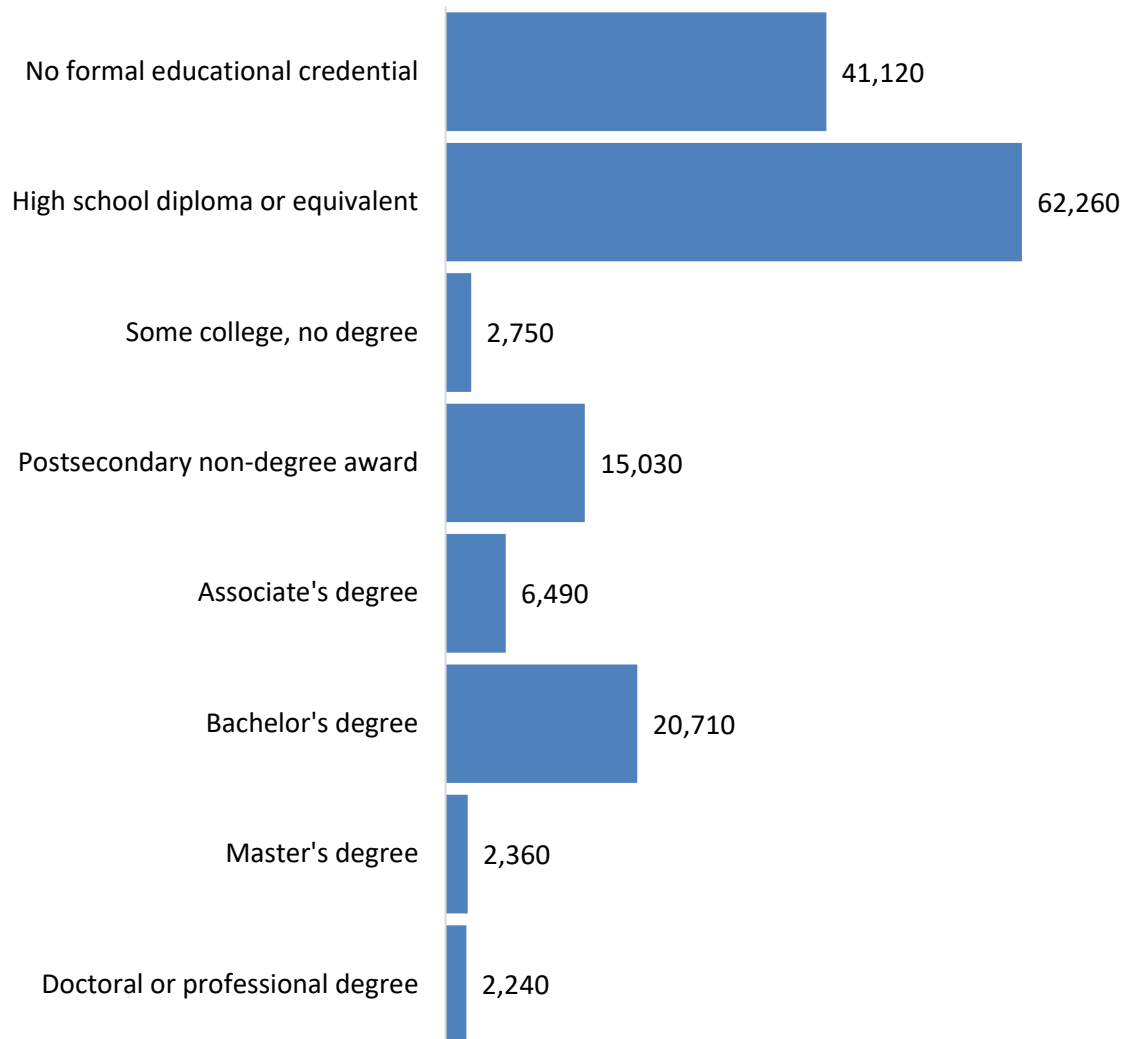
# Region 6 Education & Training Outlook 2020-2030



The Alabama Department of Labor, Labor Market Information division, produces occupational projections for over 800 occupations. These occupations are given assignments in three categories by the Bureau of Labor Statistics: typical education needed for entry, work experience in a related occupation, and typical on-the-job training needed to attain competency in the occupation.

In 2020, only around one-third of total occupations typically required some form of postsecondary education (postsecondary non-degree award and above) for entry. Within this group, occupations requiring a bachelor's degree made up the largest share at 42%. Occupations requiring a high school diploma, or equivalent, and no formal educational credential made up majority of total occupations.

### Employment by Typical Education Needed for Entry, 2020

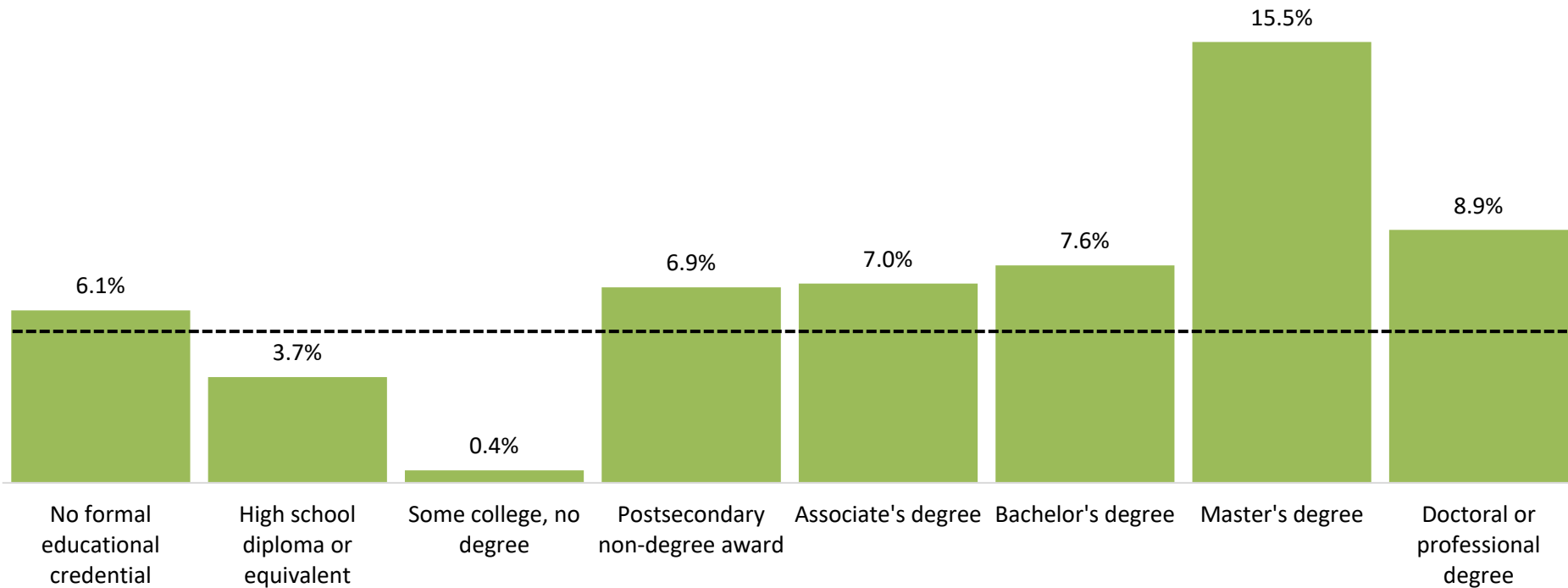


# Jobs typically requiring a master's degree are projected to grow the fastest over the 2020-2030 projection period.



Employment by Typical Education Needed for Entry, 2020

--Total All Occupations, 5.5%

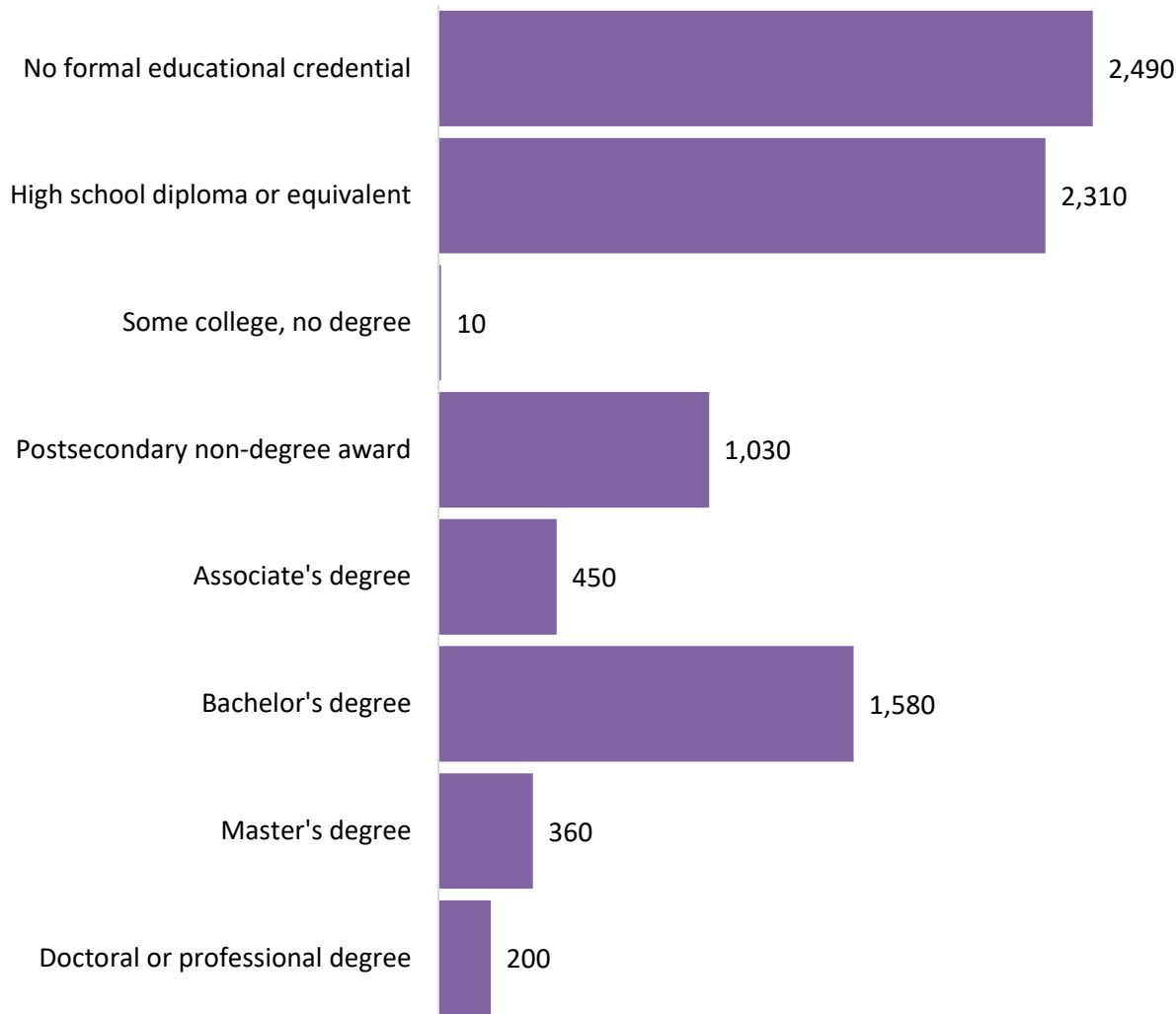


- Occupations typically requiring a master's degree are projected to grow the fastest over the period, followed by doctoral or professional degree and bachelor's degree occupations.
- No formal educational credential and the postsecondary groups, excluding some college, no degree, are projected to grow faster than total all occupations, 5.5%.
- The education classifications showing the slowest growth include some college, no degree (0.4%) and high school diploma or equivalent (3.7%).

# Most new jobs over the projection period typically require only a high school diploma or equivalent.



Net Change by Typical Education Needed for Entry, 2020-2030



Most new jobs from 2020 to 2030 will only typically require a high school diploma or no formal educational credential. These include larger occupations, including Cooks, Restaurant (500); Stockers and Order Fillers (290); and Retail Salespersons (280).

Bachelor's degree occupations is the third largest contributor and falls into the postsecondary group. Within the bachelor's degree category, occupations contributing the highest number of new jobs are management and business and financial operations occupations.

# Long-term on-the-job training occupations are projected to grow the fastest during the 2020-2030 period.



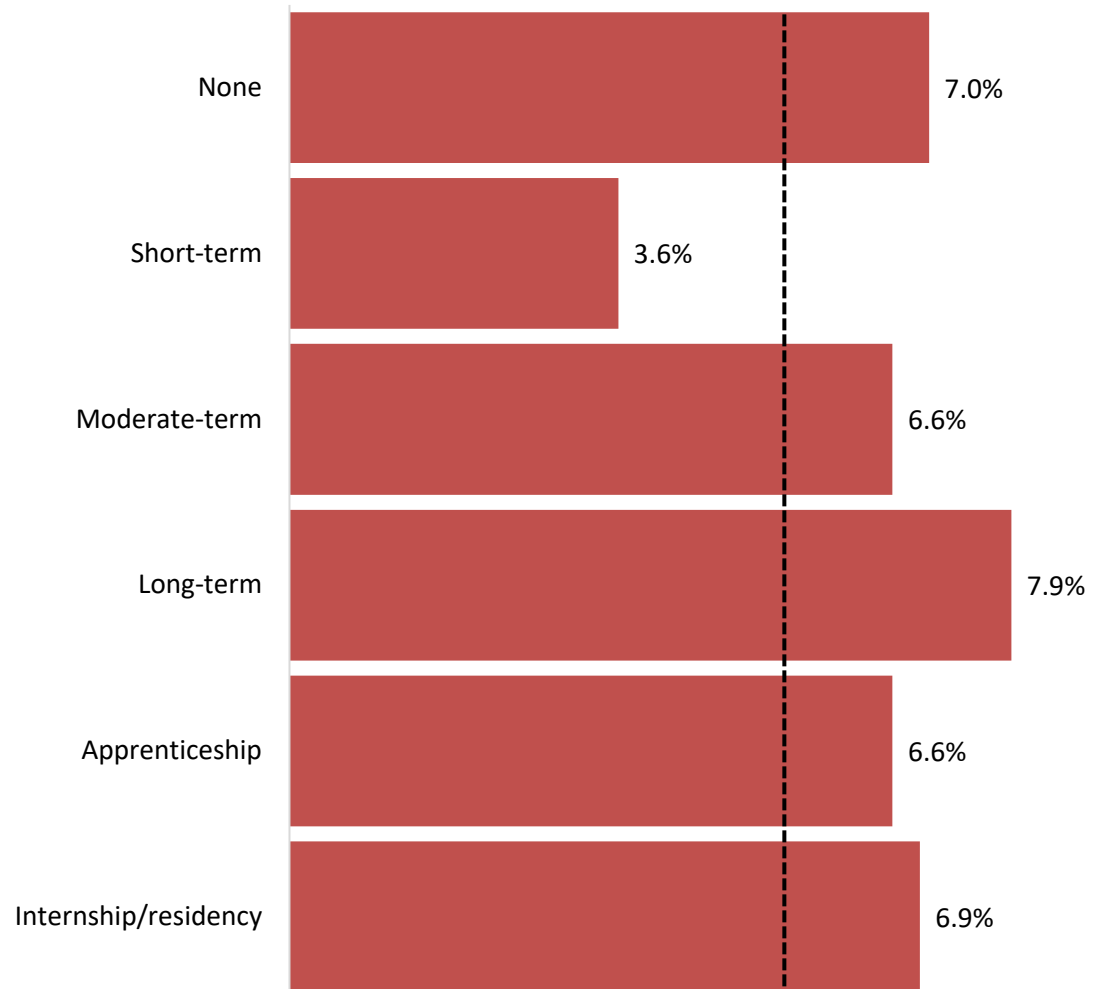
Long-term on-the-job training occupations are projected to have the fast growth during 2020-2030. Long-term on-the-job training includes more than 12 months of on-the-job training or combined work experience and formal classroom instruction. Most occupations requiring long-term training are in the manufacturing and government industries.

For 2020-2030, occupations with the highest net change among occupations requiring long-term training include Industrial Machinery Mechanics (210); Electrical Power-Line Installers and Repairers (40); and Heating, Air Conditioning, and Refrigeration Mechanics and Installers (20).

Jobs requiring short-term on-the-job training are projected to grow slower than total all occupations.

Percent Change by On-the-Job Training Category, 2020-2030

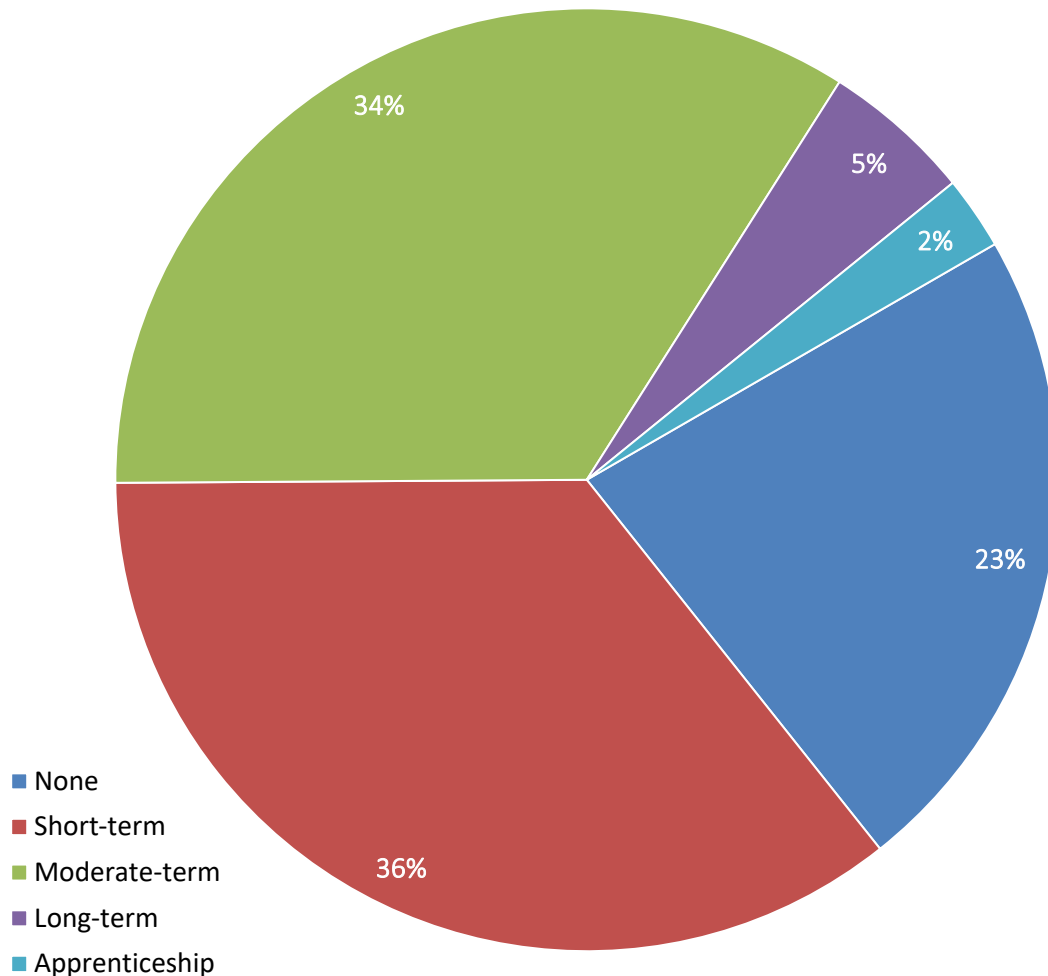
--Total All Occupations, 5.5%



# Most occupations requiring a high school diploma or equivalent require short-term to moderate-term on-the-job training.



High School Diploma or Equivalent Occupations  
By On-the-Job Training Assignment, 2020



Most occupations that typically require a high school diploma or equivalent for entry also require short-term or moderate-term on-the-job training. Defined by the BLS, short-term is one month or less of on-the-job experience and informal training; moderate-term is more than one month and up to 12 months.

On-the-job training, or preparation, is started once employed in an occupation to attain competency in skills needed in a specific occupation. Training is often occupation-specific rather than job-specific – skills learned can be transferred to another job in the same occupation.

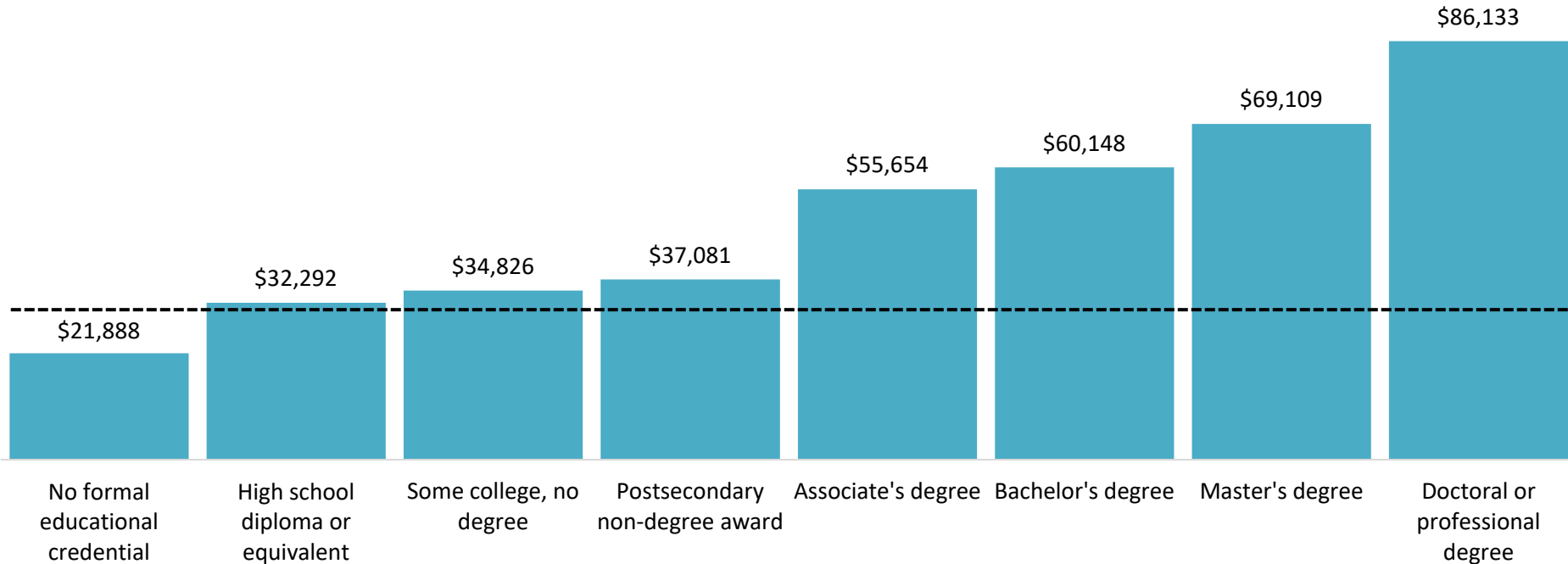
Out of over 62,000 high school occupations, 77% will require some type of on-the-job training.

# Occupations that typically require postsecondary education for entry have higher wages.



## Annual Median Wage by Typical Education Needed for Entry, 2020

--Total All Occupations, \$32,162



Source: Alabama Department of Labor, Occupational Employment and Wage Statistics (OEWS) division, May 2021 release.

- Occupations requiring a formal educational credential surpassed the annual median wage for all occupations, \$32,162.
- Doctoral or professional degree occupations report the highest wages in 2020, followed by master's degree and bachelor's degree occupations, respectively.
- No formal educational credential occupations are the lowest earning, falling \$10,274 below the total median.

# Median wages are highest for occupations typically requiring 5 years or more of work experience for entry.



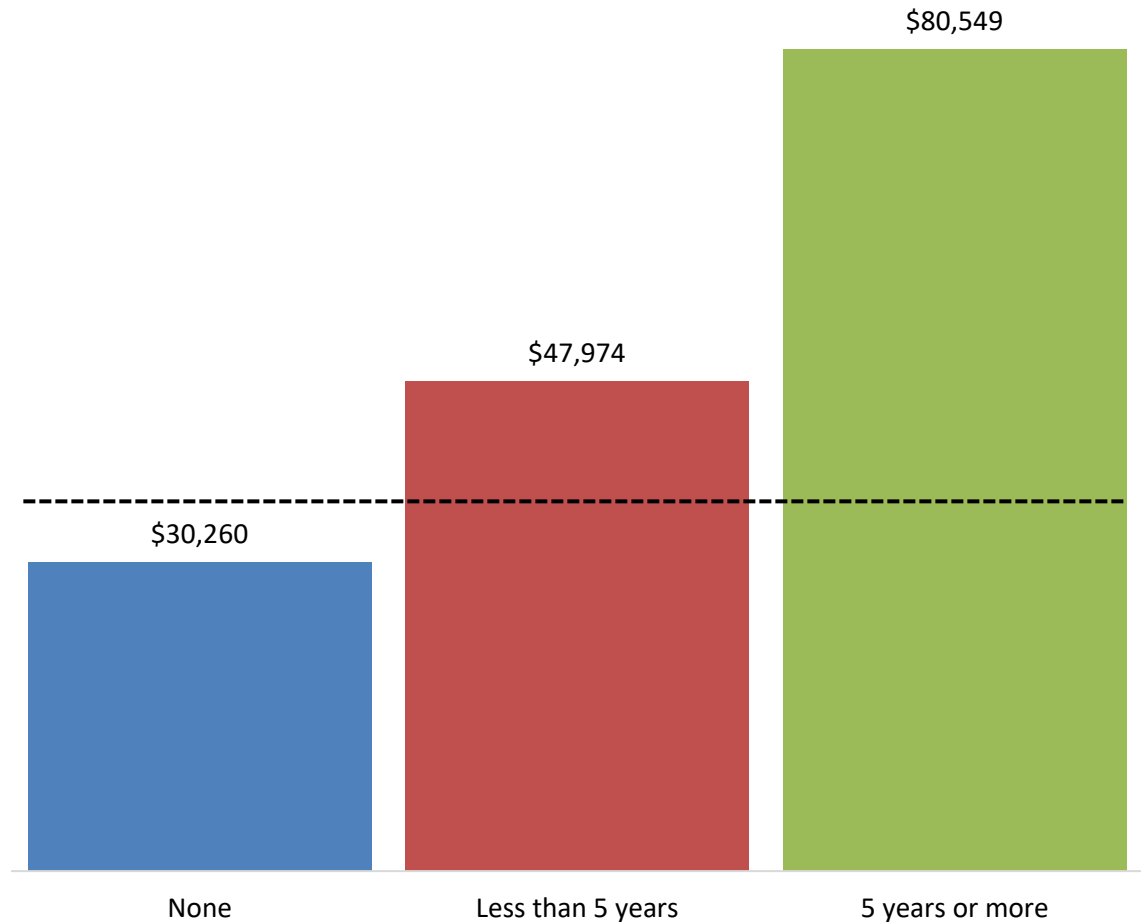
Per the BLS, work experience in a related occupation may be considered necessary by employers for entry into an occupation or is a commonly accepted substitute for formal types of training.

Median annual wages are highest for occupations that require 5 years or more of work experience in a related occupation for entry. Most occupations in this category are management or first-line supervisor positions. Within these occupations, the highest paying is Architectural and Engineering Managers with an annual median wage of \$141,027; typically requiring a bachelor's degree and no on-the-job training.

Occupations requiring a form of work experience exceed the total median wage of \$32,162, while those requiring none fall below.

Annual Median Wage by Work Experience Category, 2020

--Total All Occupations, \$32,162



Source: Alabama Department of Labor, Occupational Employment and Wage Statistics (OEWS) division, May 2021 release.



# More Information



Alabama Department of Labor  
Labor Market Information Division  
(334) 956-7465

ADOL Labor Market Information <https://www2.labor.alabama.gov/>

Alabama Occupational Projections [www2.labor.alabama.gov/Projections/Default.aspx](http://www2.labor.alabama.gov/Projections/Default.aspx)

U.S. Bureau of Labor Statistics [www.bls.gov](http://www.bls.gov)

Employment Projections Methodology [www.bls.gov/opub/hom/emp/](http://www.bls.gov/opub/hom/emp/)

Measures of Education & Training [www.bls.gov/emp/documentation/education/tech.htm](http://www.bls.gov/emp/documentation/education/tech.htm)